


An iPad limited to the use of Scottish Golf's VMS App has been installed in the Clubhouse to assist members who do not use or have access to a mobile phone whilst at the Course. The iPad belongs to Scottish Golf and is on loan for members use to book a tee-time, enter competitions, check-in and enter scores.

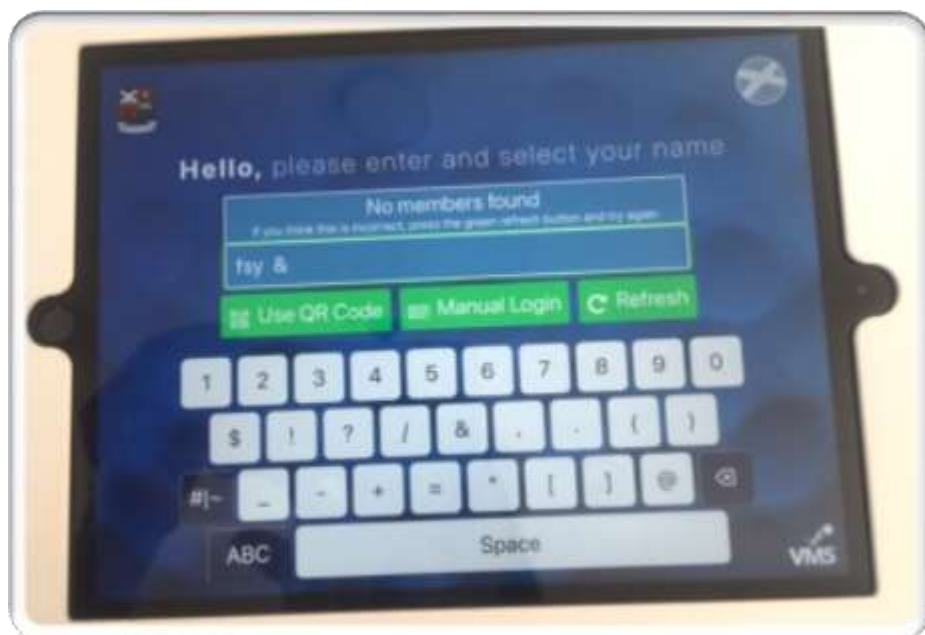
How to log-in to the iPad

If the screen is blank, press the **Home** button on the left of the iPad



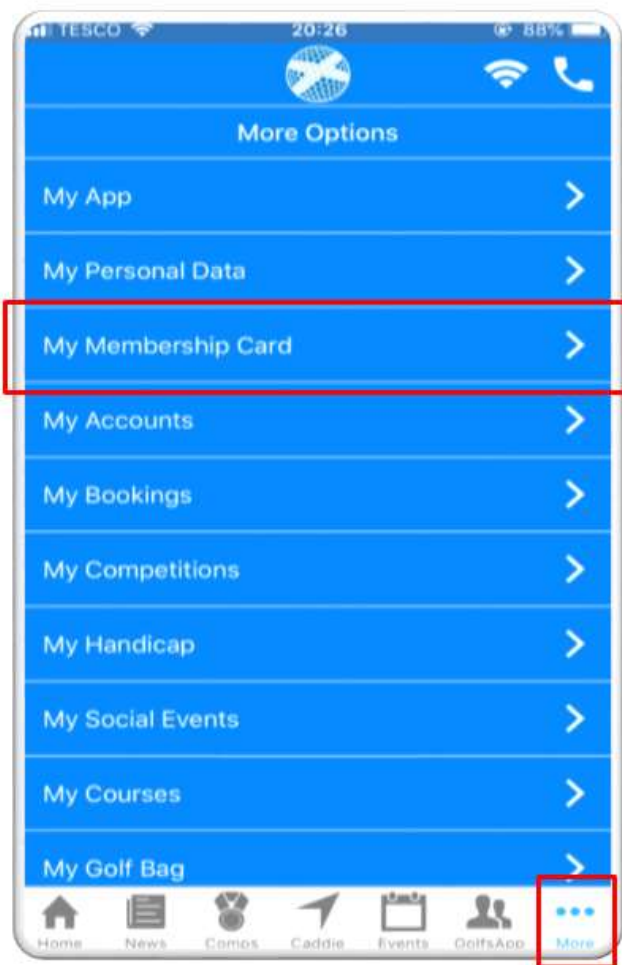
Three ways to log in:

- 1) **Start typing in your surname** until it appears on screen. You will then be prompted to supply your **Date of Birth**.
- 2) Use **QR Code** – see QR instruction on following page.
- 3) **Manual Login** is where you enter the email address and password you use for the Scottish Golf App.

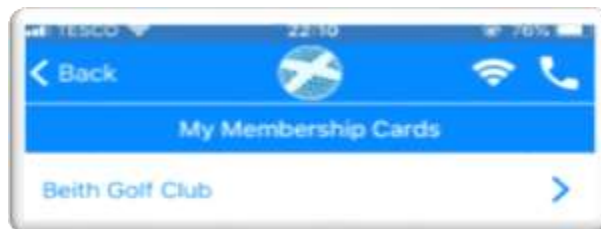


How to use the QR Code

Open the Scottish Golf App on your phone, click the “...More” button in the bottom right of the Home screen.



From the More Options menu, select **My Membership Card** which will either open your Membership card or provide



you with a list of courses that you have played, select **Beith Golf Club**.

Your membership card holds your personal QR code as illustrated below.



Tapping the code will enlarge it (and make it easier for the iPad to read it). Hold it to the iPad camera after pressing the **Use QR Code** button on the iPad and it logs you straight in.



Camera

Remember to log-out!